



CATALOGUE **2016**

Just Like
Tailor
Made For **YOU**





EDGE GLUED PANELS

EGP is a type of board made of hard and medium hard solid wood strips glued on edges and surface WITHOUT leaving gap. Then balanced with ply on both sides. Moisture content does not exceed 12%.



ADVANTAGES OF USING EGP

- ▶ Though lighter in weight, EGP has high load bearing capacity.
- ▶ No decayed or low grade core like other materials.
- ▶ High screw holding capacity.
- ▶ Very uniform.
- ▶ All cabinets are made of this material.

FINISHING

EGP is further laminated with HPL or melamine in order to make it totally water resistant. Surface material **does not delaminate** even under intense heat.

SOLID HARDWOOD

Solid Hardwood term is used to distinguish between high grade hardwood and ordinary lumber or engineered wood. All hardwoods used are slow grown American species from plantations, going green.



ADVANTAGES OF SOLID HARDWOOD

- ▶ These slow grown hardwoods are rich in fibre and high in strength.
- ▶ Professionally processed ensures uniform moisture content below 12%.
- ▶ Good quality woodwork and finishing makes elegance and beauty remaining for long time.
- ▶ Withstands even extreme weather.

FINISHING

Joints engineering and glue used to bond are very important aspects of solidwood process. JESS uses well renowned Tooling System from professionals **LEITZ** and **WIRUTEX** used in best machinery to produce cabinet doors. They are further finished with UV and Polyurethane lacquers.

CABINET SOLUTIONS

A fusion of elegance and durability matched with affordable pricing would be the best description for “JESS”. The Kitchen Cabinets come in modular form (CKD – flat packed) and can be purchased off the shelf. This means there is no excessive lead time involved in redesigning or planning your pantry from scratch. Since it is off the shelf and the customer is ensured that he has value for money. The dealer has a faster turnover as well as less customer complaints.

World renowned material suppliers from Australia and Germany ensures that the out put is of high quality and durability. Jess Kitchens uses the latest technology and manufacturing techniques which ensures high quality products as well as efficient methods of production.



CORNICES



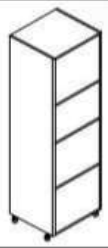
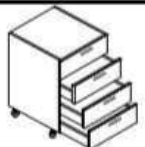


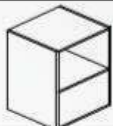


JESS

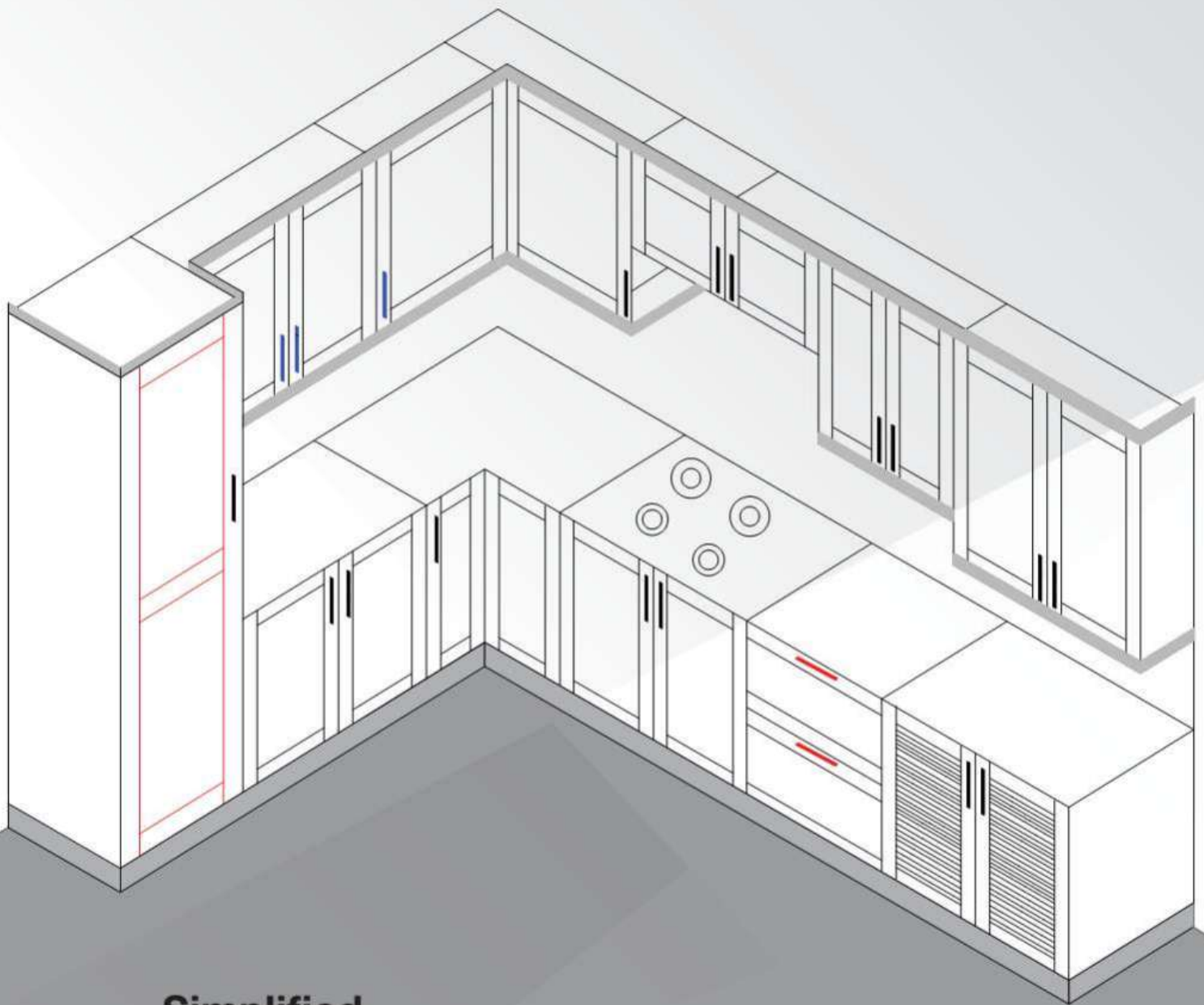


Simple
elegant and classy

Create an interior that defines your

Style

	PRODUCT CODE	PRODUCT DESCRIPTION	CABINET SIZE (W X D X H)	DOOR SIZE (W X H)	DOOR QTY
	BU.1572	Base Unit for Bottle Pull out	150 X 540 X 720	148 X 718	1
	BU.3072	Base Unit for Wire Trolley	300 X 540 X 720	298 X 718	1
	BU.4572	Base Unit	450 X 540 X 720	448 X 718	1
	BU.6072	Base Unit	600 X 540 X 720	598 X 718	1
	BU.9072	Base Unit - suitable for magic corner	900 X 540 X 720	448 X 718	2
	BU.1272	Base Unit for Sinks	1200 X 540 X 720	598 X 718	2
	CU.9072 - A	3/4 Carousel Corner Base Unit	900 X 540 X 720	338 X 718	2
	AU.6022	Appliance Unit with two drawer	600 X 580 X 2040		
	LU.4522	Larder Pull Out Unit	450 X 580 X 2040	448 X 2038	1
	D4.6072	Tandem box 4 drawer unit - soft close	600 X 540 X 720	178 X 598	4
	D3.4572	Tandem box 3 drawer unit - soft close	450 X 540 X 720	238 X 448	3
	D3.6072	Tandem box 3 drawer unit - soft close	600 X 540 X 720	238 X 598	3
	D3.9072	Tandem box 3 drawer unit - soft close	900 X 540 X 720	238 X 898	3
	D2.9072	Tandem box 2 drawer unit - soft close	900 X 540 X 720	358 X 898	2
	D2.1272	Tandem box 2 drawer unit - soft close	1200 X 540 X 720	358 X 1198	2
	WM.3060	Wall mount Unit	300 X 300 X 600	238 X 598	1
	WM.4560	Wall mount Unit	450 X 300 X 600	448 X 598	1
	WM.6060	Wall mount Unit	600 X 300 X 600	598 X 598	1
	WM.9060	Wall mount Unit	900 X 300 X 600	448 X 598	2
	CH.6045	Wall mount Unit - Above chimney	600 X 300 X 450	598 X 448	1
	CH.9045	Wall mount Unit - Above chimney	900 X 300 X 450	448 X 448	1
	WM.4580	Wall mount Unit	450 X 300 X 800	448 X 798	1
	WM.6080	Wall mount Unit	600 X 300 X 800	598 X 798	1
	WM.9080	Wall mount Unit	900 X 300 X 800	448 X 798	2



Simplified
Way of
Designing
a **KITCHEN**

ACCESSORIES



ACCESSORIES



ACCESSORIES





Just Like
Tailor
Made For **YOU**







Choose your
Colours
Give
Wings To your **Thoughts**



Just Like
Tailor
Made For **YOU**



DOOR SOLUTIONS

A fusion of elegance and durability matched with affordable pricing would be the best description for "JESS". The Kitchen Cabinets come in modular form (CKD – flat packed) and can be purchased off the shelf. This means there is no excessive lead time involved in redesigning or planning your pantry from scratch. Since it is off the shelf and the customer is ensured that he has value for money. The dealer has a faster turnover as well as less customer complaints.

World renowned material suppliers from Australia and Germany ensures that the out put is of high quality and durability. Jess Kitchens uses the latest technology and manufacturing techniques which ensures high quality products as well as efficient methods of production.



DESIGN & STYLE

They come in a range of styles and designs to suite the taste of the most discerning customer.



M.01.RP. xxxxxx



M.02.RP. xxxxxx



M.02.05. xxxxxx



M.02.FP. xxxxxx

DESIGN & STYLE



M.03.04. xxxxxx



M.01.04. xxxxxx



M.02.04. xxxxxx



M.02.03. xxxxxx

DESIGN & STYLE



MM.02.GP. xxxxxx



R.02.05. xxxxxx



R.02.FP. xxxxxx



R.02.RP. xxxxxx

DESIGN & STYLE



R.02.05. xxxxxx



W.02.03. xxxxxx



W.02.RP. xxxxxx



W.02.GP. xxxxxx



DOOR CODING SYSTEM

SOLID WOOD

MATERIAL SPECIES

M	Maple
R	Read Oak
W	Walnut

DESIGN TYPE

01	Arc
02	Straight
03	French
04	Glass
05	Flush

PANEL DESCRIPTION

RP	Raised Panel
FP	Flat Panel
GP	Grooved Panel
LV	Louver

LEGEND



HIGH GLOSS

CODE

COLOUR

BLK	Black
WHT	White
MRN	Maroon
GRY	Grey
BRN	Brown
ORG	Orange
GRN	Green
RED	Red
BLU	Blue
SLV	Silver


LEGEND



Refer page no. 07 for sizes

HIGH GLOSS COLORS

They also come in a wide Range of colors to please the more adventurous soul !



HG.GRY. xxxxxx



HG.BRN. xxxxxx



HG.WHT. xxxxxx



HG.BLK. xxxxxx



HG.ORG. xxxxxx



HG.GRN. xxxxxx



HG.RED. xxxxxx

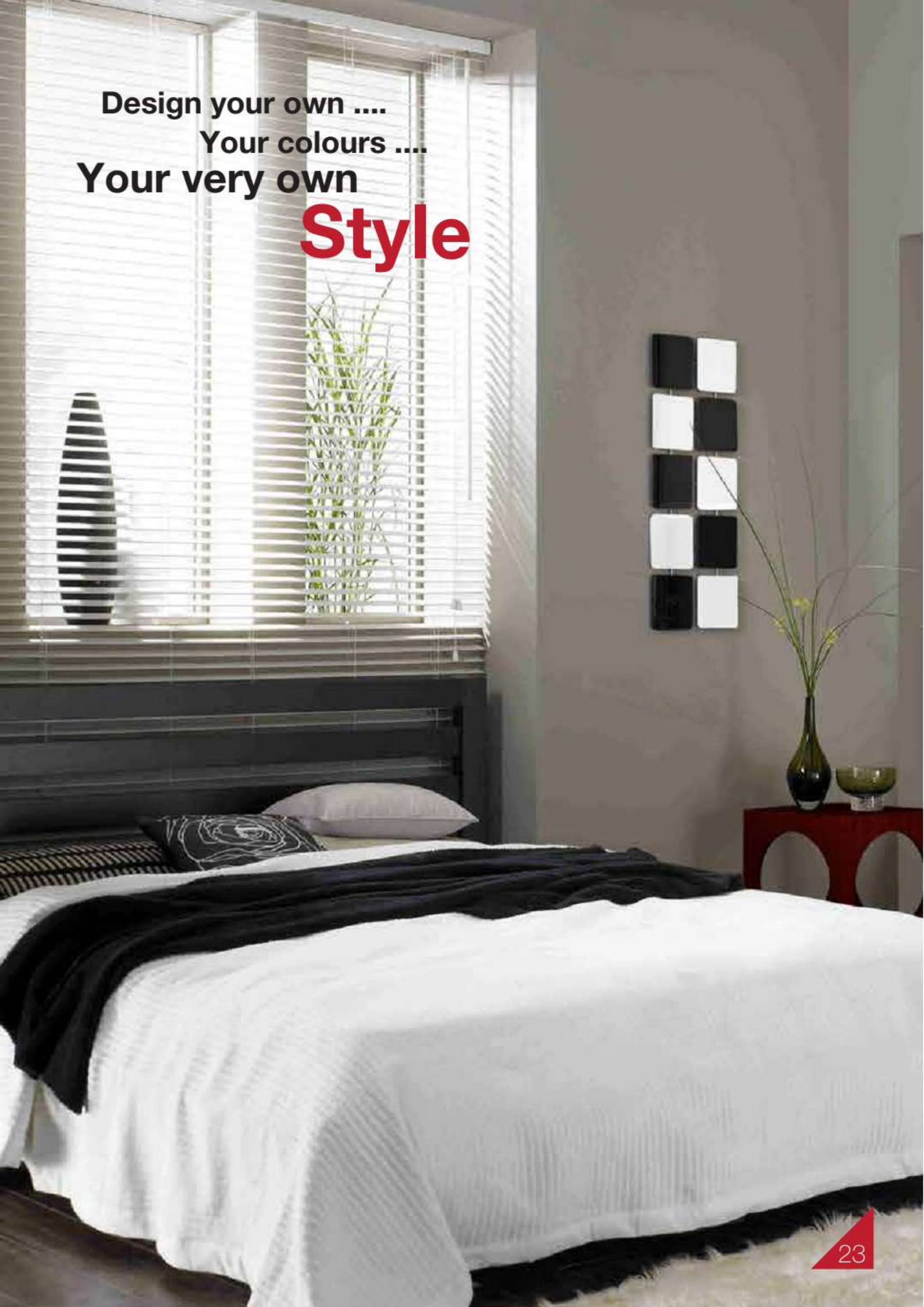


HG.BLU. xxxxxx



HG.SLV. xxxxxx

Design your own
Your colours
Your very own
Style







Your Bedroom is
Your own personal **Hideout**
Your most favourite place
on **Earth !!**





We give you the choice
to Mix and Match

Be Creative !
Be YOU !

